

Welcome to the Member Benefits Online System (MBOS)

The Member Benefits Online System (MBOS) is a set of Internet-based applications that allow registered members access to their pension and, if applicable, health benefit account information. To use MBOS you must be registered with both MBOS and the myNewJersey website.

- If you are a registered MBOS user, click the login button next to "Access my MBOS Account."
- If you are currently registered for MBOS as an employee, you do not need to re-register for retired MBOS access. Just log on using your existing MBOS account.

Step One — Set Up Your MBOS Account

1. From the Division of Pensions & Benefits website, click the "Register" button next to "Access my MBOS Account".



2. The MBOS Registration page will open. Review the information for First-Time Users and then click the "Register for MBOS" button.
3. Read the disclaimer, then click the appropriate button as an Active or Retired Member.

Member Registration

PLEASE NOTE :

MBOS registration and access is for the exclusive use of pension system members and benefit recipients.

If you are not authorized to use this site, please exit. Unauthorized access is subject to prosecution to the fullest extent of the law.

In order to proceed you **must** have your membership number (active members) or retirement number (retired members)

Active Members

- If you are a state employee paid through centralized payroll, your membership number is on your paystub
- If you are a local government or local education employee, you can contact your human resources department for your membership number

Retired Members, Benefits and QDRO Recipients

- You can find your retirement or benefit recipient number on your statement of allowances and deductions
- You can also find your retirement number on any correspondence you have received from the Division

4. Complete all of the information requested on the MBOS "Member Registration" page.
5. You will need both your Social Security number and your pension Member ID Number or Retirement Number.
 - Your pension Member ID can be obtained from your employer or by contacting the NJDPB's Office of Client Services.
 - Your Retirement Number is printed on the Retirement Statement of Allowances and Deductions or can be obtained by contacting the NJDPB's Office of Client Services. If you registered for MBOS as an active member, do not register again – you can continue to use your Login ID and password from your active account.
6. When all of the information has been entered click the "Continue" button.
 - **Note:** At this point, MBOS checks to see if you have already registered. If it finds that you are a registered MBOS user, it will automatically take you to the myNewJersey Log In page. If the Log In Page opens, follow the MBOS Log In instructions for registered users. Otherwise, continue to Item #7.



Log In to myNewJersey

Login ID:

[Forgot your login ID?](#)

Password:

[Forgot your password?](#)

Log In

[Need help?](#)

Member Benefits Online System

[Help](#)
 More information on myNewJersey


1. Request access to MBOS
2. Link your MBOS service to your myNewJersey account
3. Use MBOS

Your MBOS account will be accessed through myNewJersey:

Do you have a myNewJersey Logon ID?

- Yes
 No

[Forgot your myNewJersey logon ID? You can retrieve it.](#)
[Forgot your password? You can reset it.](#)
 Not sure if you have a myNewJersey ID? Use the [Contact Form](#) and we'll respond during normal business hours.



More information:

What is myNewJersey? It's a system that uses a single ID to let you access many services. If you have a business, you can access taxes, permits, payments, and other information. If you're an employee, you can get pension and payroll information, and for many departments, access your email and other resources when you're not in the office.

How does myNewJersey help me? It lets you access all of your information without having to remember separate account IDs and passwords for each service. Plus, you only have to log in once each "session" (each time you need any one of the services). You can access any other service during that same session, without having to log in again.

Why do I need myNewJersey to use the Pensions Member Benefits Online System (MBOS)? MBOS is the service that lets you access and manage your pensions information. myNewJersey is the system that logs you in, or "authenticates" you, to be able to access MBOS and any other services you're authorized to use.

Do I have to do this each time? No, you only have to request access to the Pensions Member Benefits Online System (MBOS) once, and you only have to link it to your myNewJersey account once. Each time you need to use MBOS in the future, just use your myNewJersey ID and password to log in and you'll be taken to your MBOS information. Creating more than one myNewJersey account is unnecessary and will cause confusion for you later.

7. The myNewJersey Account Page will open.

- If you already have a myNewJersey account, select "Yes" on the myNewJersey Account Page and then follow the directions starting with Step Two, Item #1 of the instructions below.
- If you do not have a myNewJersey account, you need to create one. Select "No" on the myNewJersey Account Page and then follow the directions starting with Step Two, Item #4 of the instructions below.

Step Two — Sign-On To, Or Create, Your myNewJersey Account

If you already have a myNewJersey account, start with Item #1 below.

If you do not have a myNewJersey account, you need to create one. Continue to Item #4 of the instructions below.

1. If you already have a myNewJersey account, enter your Login ID and Password where indicated on the myNewJersey Account Page.

Member Benefits Online System Help
More information on myNewJersey

1. Request access to MBOS 2. Link your MBOS service to your myNewJersey account 3. Use MBOS

Your MBOS account will be accessed through myNewJersey:

Do you have a myNewJersey Logon ID?

Yes
 No

Forgot your myNewJersey logon ID? You can [retrieve it](#).
Forgot your password? You can [reset it](#).
Not sure if you have a myNewJersey ID? Use the [Contact Form](#)
and we'll respond during normal business hours.

Logon information about your existing myNewJersey account

Logon ID
Password

[Link MBOS to My Account](#)

Forgot Your Logon ID?
If you created a myNewJersey Logon ID before but forgot what it is, we can send it to you by [clicking here](#). Please don't create another logon ID.

Forgot Your Password?
If you have a myNewJersey Logon ID but forgot your password, we can reset it and send it to you by [clicking here](#).

More information:

What is myNewJersey? It's a system that uses a single ID to let you access many services. If you have a business, you can access taxes, permits, payments, and other information. If	How does myNewJersey help me? It lets you access all of your information without having to remember separate account IDs and passwords for each service. Plus, you only have to log in	Why do I need myNewJersey to use the Pensions Member Benefits Online System (MBOS)? MBOS is the service that lets you access and manage your pensions information.
---	---	---

2. When done, click the "Link MBOS to My Account" button.

Proceed to "STEP THREE"

If you do not have a myNewJersey account, Start Here!

3. To create your personal myNewJersey account, select "No" and enter all of the information requested on the myNewJersey Account Page.

Member Benefits Online System Help
More information on myNewJersey

1. Request access to MBOS 2. Link your MBOS service to your myNewJersey account 3. Use MBOS

Your MBOS account will be accessed through myNewJersey:

Do you have a myNewJersey Logon ID?

Yes
 No

Forgot your myNewJersey logon ID? You can [retrieve it](#).
Forgot your password? You can [reset it](#).
Not sure if you have a myNewJersey ID? Use the [Contact Form](#) and we'll respond during normal business hours.

Information for your new myNewJersey account

Pick a Logon ID <input type="text"/>	Your ID must be unique. If the ID you pick is already in use, you'll be asked to pick a different one.	If you forget your ID or password later, we'll ask you the following question. If you answer it correctly, we'll send your ID or a new password to your email address.
Pick a password <input type="text"/>	Passwords must be at least 8 characters long, chosen from at least two of these groups: lowercase letters, uppercase letters, digits, and other characters (except space, quotes, <, >, & and \).	
Retype your password <input type="text"/>		Question you want us to ask <input type="text"/>
First name <input type="text" value="Jane"/>		Your answer <input type="text"/>
Last name <input type="text" value="Doe"/>		Email address <input type="text" value="jane.doe@example.com"/>
		Retype your email address <input type="text" value="jane.doe@example.com"/>

Forgot the Logon ID to a myNewJersey account you already set up?
If you created a myNewJersey Logon ID before but forgot what it is, we can send it to you by [clicking here](#). Don't create another logon ID.

[Create this new myNewJersey Account and Link MBOS To It](#)

4. Be sure to select a Login ID and Password that is easy to remember!
 - o Note: Forgotten Login IDs and Passwords are the most common problem members have when using MBOS. Be sure that you can remember your Login ID and Password for future use.
 - o Passwords must be at least 8 characters long and chosen from at least two of these groups: lowercase letters, uppercase letters, digits, and other characters (except space, quotes and \).
5. When done, click the "Create this new myNewJersey Account and Link MBOS to it" button.

Proceed to "STEP THREE"

Select Role

Employer
 Active Member

Members with Multiple User Roles

If you have MBOS access to other pension fund accounts or employer access to the *Employer Pensions and Benefits Information Connection* (EPIC), you will need to select a user role each time you log in to MBOS or EPIC.

After you log in to MBOS or EPIC you can click the "Select Different Role" button to leave the current MBOS or EPIC session and access your other accounts or user roles.

Step Three — Start Using MBOS

1. Once you successfully create, or link to, your myNewJersey account your "MBOS Home Page" will open.


2. From the MBOS Home Page you can access the MBOS Applications that are currently available to active or retired members. MBOS Applications provide information about your pension account and link you to benefit calculators and online application forms.

Log In To The Member Benefits Online System (MBOS) And Your Pension Account Information

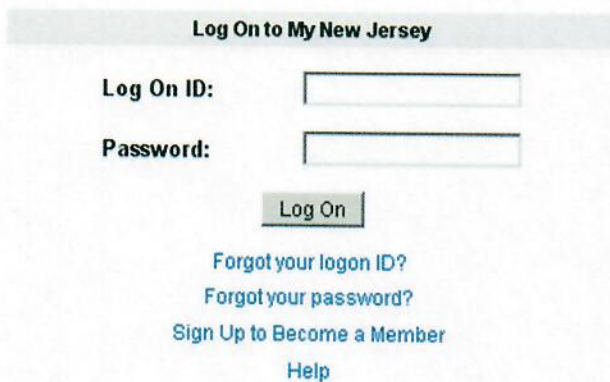
For Registered Users

After you are registered with MBOS, following these instructions to Log On to myNewJersey and access your MBOS Home Page

1. Go to the [Division of Pensions & Benefits website](#)
2. On the website, click the link "Log In" button next to "Access my MBOS Account".



3. The myNewJersey "Log On Page" will open.



4. Enter your myNewJersey Login ID and Password. Then click the "Log In" button.

Note: If you forget your Login ID or Password, use the links provided on the Log In Page to contact the myNewJersey Help Desk for assistance.

5. Your myNewJersey home page will open. The myNewJersey home page is the secured entry point for your MBOS account.



Welcome [logout](#) | [my_account](#) | [auth_code](#) | [layout](#) | [help](#)

Pensions and Benefits

Pensions and Benefits
Information Connection



Click the button below to access pensions and benefits information.

[MBOS and EPIC](#)

New Jersey Events


[Travel Guide](#)

[Locate Events](#) | [Travel & Tourism Home](#) | [Add an Event](#)

6. On the left side of your myNewJersey home page you will see the "Pensions and Benefits Channel."

Pensions and Benefits

**Pensions and Benefits
Information Connection**



Click the button below to access pensions and benefits information:

MBOS and EPIC

Note: The link to MBOS is contained in the Pensions and Benefits Channel which appears on the left-hand side your myNewJersey home page.

7. In the Pensions and Benefits Channel, click the "MBOS and EPIC" button to continue to MBOS.
8. Your MBOS Home Page will open.

9. From the MBOS Home Page you can access the MBOS Applications that are currently available to active or retired members. MBOS Applications provide information about your pension account and link you to benefit calculators and online application forms.